

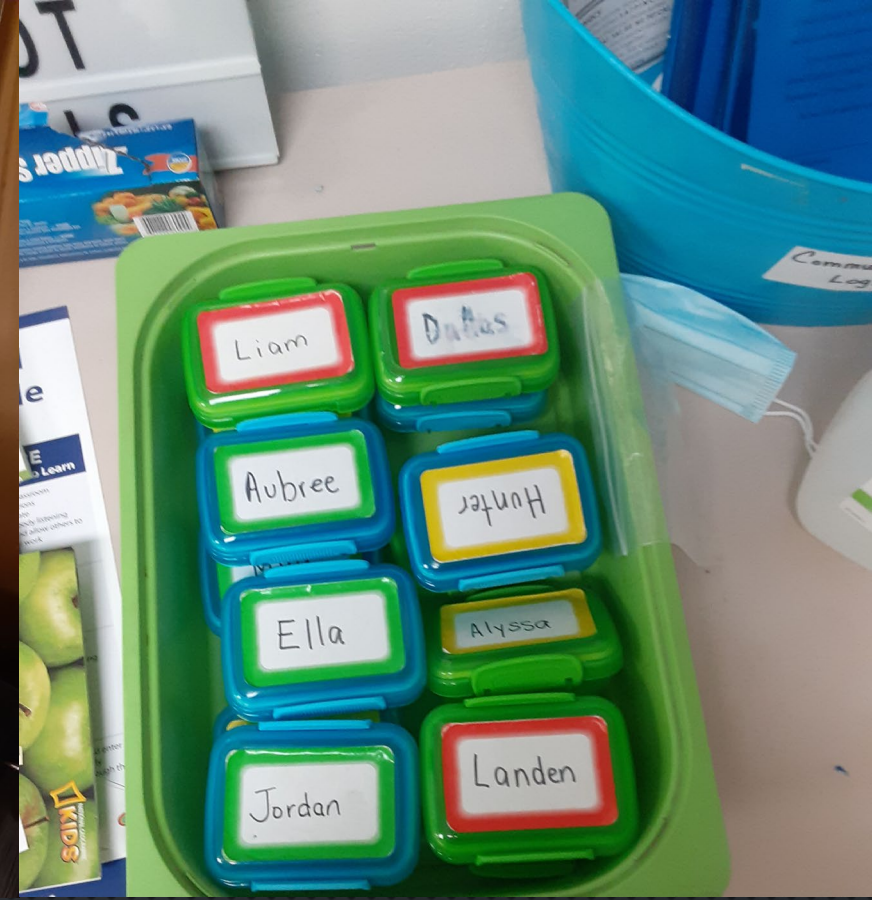
COVID 19

SCHOOL VISITS




K –
BOOT
ROOM
DIVIDER
S






MASK STORAGE IDEAS




MASK STORAGE IDEAS



MASK STORAGE IDEAS



This is where they store their masks during gym



MASK STORAGE IDEAS

GERMS from unwashed hands can transfer to other objects, like railings, desks, or keyboards and then transfer to another person's hands.

our face approximately every 3 minutes!

People frequently touch their eyes, nose, and mouth without even realizing it. Germs can get into the body through the eyes, nose and mouth and make us sick.

are okay when soap and water are not available but do not eliminate all types of germs.

WASH YOUR HANDS
BEFORE
-eating, serving or preparing food
-visiting anyone who's sick
AFTER
-using the bathroom
-blowing your nose or coughing
-touching pets or other animals
-outdoor activities
-changing a diaper
-visiting anyone who's sick
or when your hands are dirty



WASH

YOUR

HANDS



Regular handwashing before and after certain activities, is one of the best ways to remove germs, avoid getting sick, and prevent the spread of germs to others.



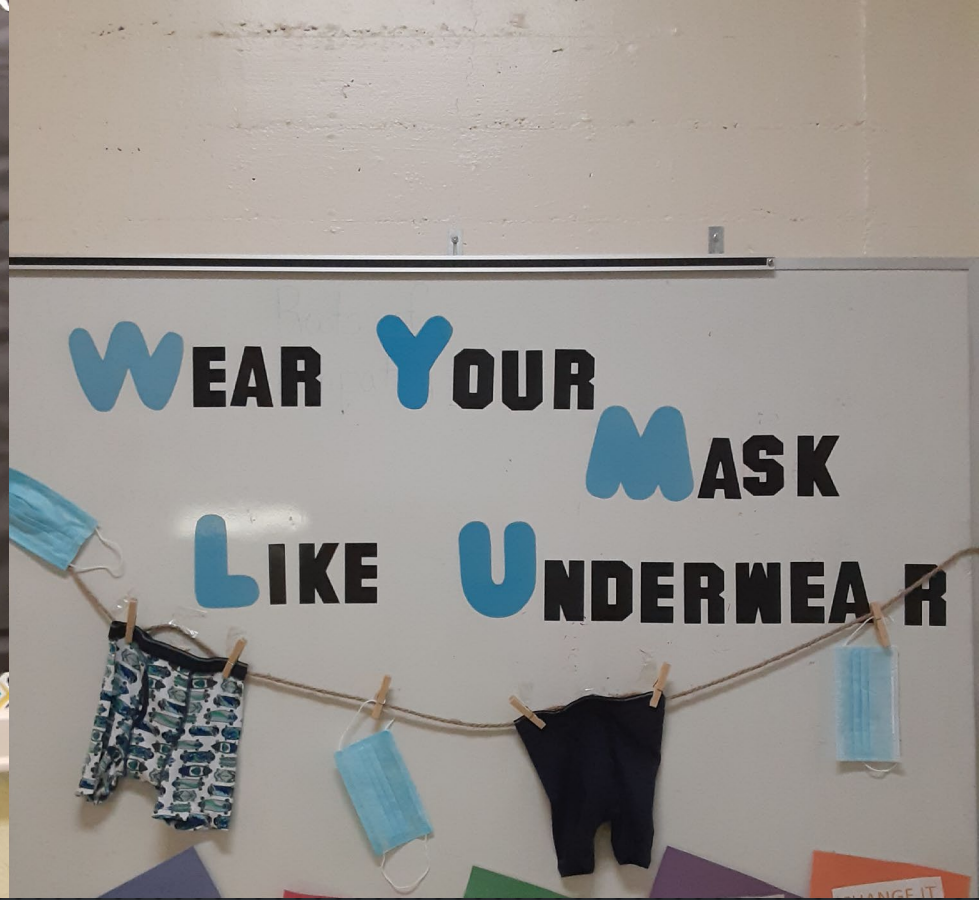

Cough or sneeze into a tissue, your sleeve or elbow, NOT your hands!

80% of common infections are transmitted by hands.

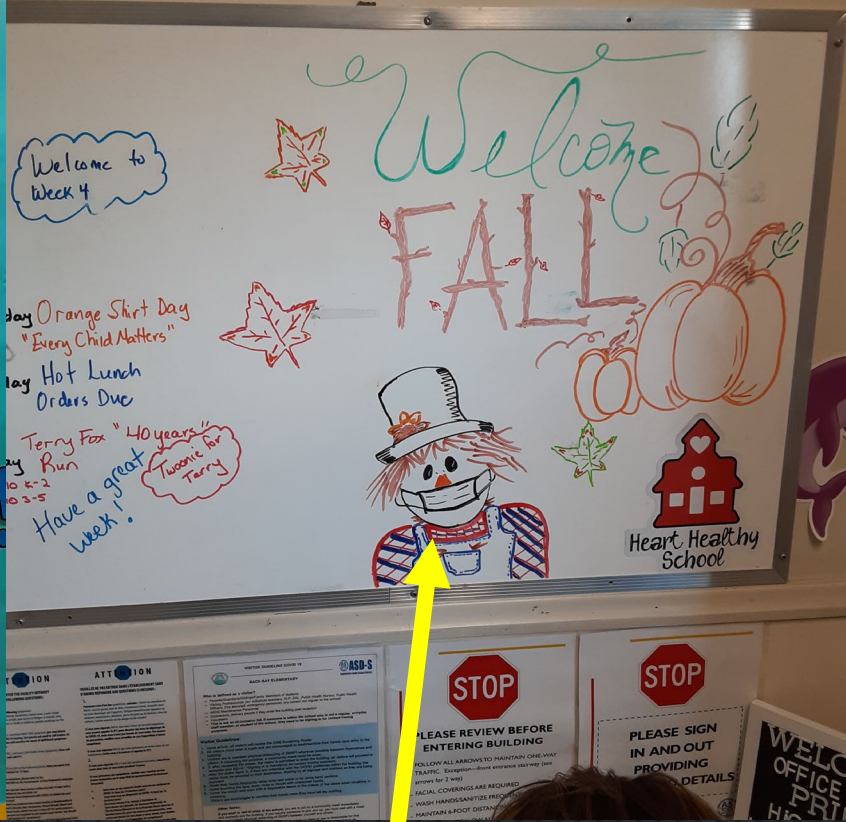


Wet
your hands with clean water
Lather
your hands by rubbing them together with soap
Scrub
your hands for at least 20 seconds
Rinse
your hands well with clean water
Dry

ART WORK





ART WORK



ART WORK

Good Morning



We wear a mask to keep each other safe! 😊

ART WORK

Covid Rules

- Social distance 2m/6ft (pool noodle)
- Wear your mask
 - in/out of school
 - in the hallway
 - going to the washrooms
 - ∅ → in classroom
 - going out for recess/lunch
 - phys Ed/music (outside)
- Cover your mouth/nose with your elbow when you cough/sneeze
- Wash your hands
 - in/out classroom
 - after washroom
 - if they're dirty
 - before/after eating
 - if you ~~touch~~ touch something outside our buddy

Le

- Parler

- Resp

- Soyez

MESSAGES

*PLEASE SANITIZE
TABLES & CHAIRS
AFTER USE*

*PLEASE SANITIZE
TABLES & CHAIRS
AFTER USE*

MESSAGES



SIGNAGE - WASHROOM



**PLEASE REVIEW BEFORE
ENTERING WASHROOM**

- Only **FOUR people** are permitted in the washroom at one time.
- Follow proper hand-washing protocols, use soap and wash thoroughly for a minimum of 20-seconds.



Thank you for keeping our staff safe!



**CLASSROOM BUBBLE
WASH STATIONS**

- No other students outside of BUBBLE permitted in the washroom when wash stations are being used.
- Follow proper hand-washing protocols, use soap and wash thoroughly for a minimum of 20-seconds.
- Supervise by staff member during these times.

SIGNAGE - WASHROOM

September

2020

Playground Schedule

Downstairs Crew

Sun	Mon	Tue	Wed	Thu	Fri	Sat
		Playground 1 Open Space/ Pavement 1 Basketball/Stage 1/2 Soccerfield/ Pavement 3	Playground 3 Open Space/ Pavement 4 Basketball/Stage 1 Soccerfield/ Pavement 1/2	Playground 1/2 Open Space/ Pavement 5 Basketball/Stage 1 Soccerfield/Pavement 1	Playground 1 Open Space/ Pavement 1/2 Basketball/Stage 1 Soccerfield/ Pavement 4	
Playground 4 Open Space/ Pavement 1 Basketball/Stage 1/2 Soccerfield/ Pavement 3	Playground 1 Open Space/ Pavement 1 Basketball/Stage 1 Soccerfield/ Pavement 1/2	Playground 1/2 Open Space/ Pavement 5 Basketball/Stage 1 Soccerfield/ Pavement 1	Playground 1 Open Space/ Pavement 1/2 Basketball/Stage 1 Soccerfield/ Pavement 4	Playground 1 Open Space/ Pavement 1 Basketball/Stage 1 Soccerfield/ Pavement 3		
Playground 1 Open Space/ Pavement 1 Basketball/Stage 1 Soccerfield/ Pavement 1/2	Playground 1/2 Open Space/ Pavement 1 Basketball/Stage 1 Soccerfield/ Pavement 1	Playground 1 Open Space/ Pavement 1 Basketball/Stage 1 Soccerfield/ Pavement 1/2	Playground 1/2 Open Space/ Pavement 1 Basketball/Stage 1 Soccerfield/ Pavement 1	Playground 1 Open Space/ Pavement 1 Basketball/Stage 1 Soccerfield/ Pavement 1	Playground 1 Open Space/ Pavement 1/2 Basketball/Stage 1 Soccerfield/Pavement 1	
Playground 4 Open Space/ Pavement 1 Basketball/Stage 1/2 Soccerfield/Pavement 1	Playground 1 Open Space/ Pavement 1 Basketball/Stage 1 Soccerfield/Pavement 1/2	Playground 1/2 Open Space/ Pavement 1 Basketball/Stage 1 Soccerfield/ Pavement 1	Playground 1/2 Open Space/ Pavement 1 Basketball/Stage 1 Soccerfield/ Pavement 1			

SIGNAGE –
PLAYGROUND
SCHEDULE BY BUBBLE

Duty

MR. CORASANITI
207

THIS ROOM IS AVAILABLE
DURING THE 9/10
LUNCH HOUR
12:00-12:50

SIGNAGE – EXTRA
LUNCH-ROOMS
DUE TO
CAFETERIA LIMITS

**PLEASE REVIEW BEFORE
ENTERING WASHROOM**

- Only **one person** is permitted in the washroom at a time.
- Flip this sign over to the **red** as you enter and **green** when you leave



SIGNAGE - WASHROOM



PLEASE REVIEW BEFORE
ENTERING WASHROOM

Only one person is permitted in the washroom at a time.
Flip this sign over to the red as you enter and green
when you leave

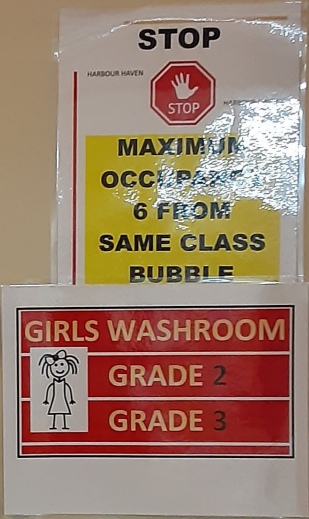

GO
WASHROOM
UNOCCUPIED

HALL PASS

SIGNAGE - WASHROOM



SIGNAGE - WASHROOM



SIGNAGE - WASHROOM



SIGNAGE –
TEACHER USES
OUTSIDE AS A
MEETING POINT
FOR BUBBLE



SIGNAGE -
TEACHER USES
OUTSIDE AS A
MEETING POINT
FOR BUBBLE

SIGNAGE



PENS



Let's make things
easy!

If you see this
Sticker



you can sit here!



MESSAGES



FOOD



BUBBLE TOYS



BUBBLE BOOKS



BUBBLE
OUTSIDE



LOCKERS



SEATING




Every 2nd keyboard removed for distancing

SEATING

Use of plexiglass



SEATING




SEATING



SEATING



SEATING



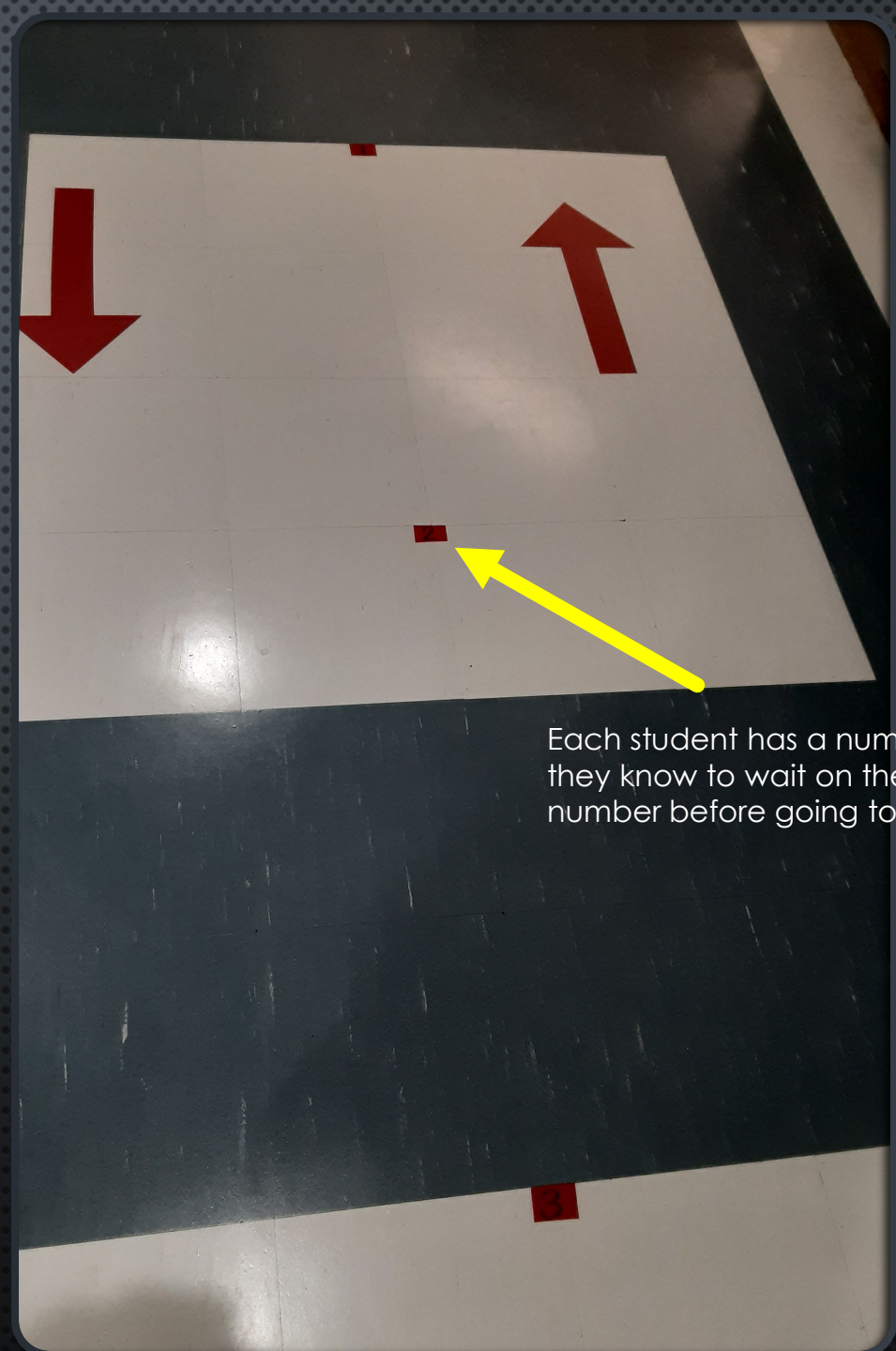
S
E
A
T
I
N
G





TRAFFIC
FLOW

SPACING



Each student has a number, they know to wait on their number before going to bus



SPACING



OUTDOOR CLASSROOM BUCKETS



BUBBLE CLASS GYM EQUIPMENT



CAMERA SET
UP – HIGH
SCHOOL



SECURING THE SANITIZER

THANK

YOU

